




1. Balance Sheet Statement [Statement of Financial Position]

 <p>Caixa de Crédito Agrícola Mútuo de Mafra, Crl Contribuinte nº 500903000 Morada Fiscal: Terreiro D. João V - 2640 -492 Mafra Matriculada na Conservatória do Registo Comercial de Mafra, Sob o Nº 500903000 Capital Social : 14.365.360 Eur (variável)</p>		References	Breakdown in table	Carrying amount
				Annex V.Part 1.27 010
ASSETS				
010	Cash, cash balances at central banks and other demand deposits	IAS 1.54 (i)		3 765 050,23
020	Cash on hand	Annex V.Part 2.1		1 872 524,10
030	Cash balances at central banks	Annex V.Part 2.2		1 416 570,67
040	Other demand deposits	Annex V.Part 2.3	5	475 955,46
050	Financial assets held for trading	IFRS 9.Appendix A		255,69
060	Derivatives	IFRS 9.Appendix A	10	
070	Equity instruments	IAS 32.11	4	255,69
080	Debt securities	Annex V.Part 1.31	4	
090	Loans and advances	Annex V.Part 1.32	4	
096	Non-trading financial assets mandatorily at fair value through profit or loss	IFRS 7.8(a)(ii); IFRS 9.4.1.4	4	
097	Equity instruments	IAS 32.11	4	
098	Debt securities	Annex V.Part 1.31	4	
099	Loans and advances	Annex V.Part 1.32	4	
100	Financial assets designated at fair value through profit or loss	IFRS 7.8(a)(i); IFRS 9.4.1.5	4	
120	Debt securities	Annex V.Part 1.31	4	
130	Loans and advances	Annex V.Part 1.32	4	
141	Financial assets at fair value through other comprehensive income	IFRS 7.8(h); IFRS 9.4.1.2A	4	86 787 635,36
142	Equity instruments	IAS 32.11	4	386 964,45
143	Debt securities	Annex V.Part 1.31	4	86 400 670,91
144	Loans and advances	Annex V.Part 1.32	4	
181	Financial assets at amortised cost	IFRS 7.8(f); IFRS 9.4.1.2	4	96 545 908,73
182	Debt securities	Annex V.Part 1.31	4	122 105,41
183	Loans and advances	Annex V.Part 1.32	4	96 423 803,32
240	Derivatives – Hedge accounting	IFRS 9.6.2.1; Annex V.Part 1.22	11	
250	Fair value changes of the hedged items in portfolio hedge of interest rate risk	IAS 39.89A(a); IFRS 9.6.5.8		
260	Investments in subsidiaries, joint ventures and associates	IAS 1.54(e); Annex V.Part 1.21, Part 2.4	40	1 250,00
270	Tangible assets			6 073 731,21
280	Property, Plant and Equipment	IAS 16.6; IAS 1.54(a)	21, 42	6 073 731,21
290	Investment property	IAS 40.5; IAS 1.54(b)	21, 42	
300	Intangible assets	IAS 1.54(c); CRR art 4(1)(115)		5 591,63
310	Goodwill	IFRS 3.B67(d); CRR art 4(1)(113)		
320	Other intangible assets	IAS 38.8,118	21, 42	5 591,63
330	Tax assets	IAS 1.54(n-o)		1 273 291,77
340	Current tax assets	IAS 1.54(n); IAS 12.5		
350	Deferred tax assets	IAS 1.54(o); IAS 12.5; CRR art 4(1)(106)		1 273 291,77
360	Other assets	Annex V.Part 2.5		213 594,53
370	Non-current assets and disposal groups classified as held for sale	IAS 1.54(j); IFRS 5.38, Annex V.Part 2.7		2 475 028,37
380	TOTAL ASSETS	IAS 1.9(a), IG 6		197 141 337,52

1. Balance Sheet Statement [Statement of Financial Position]

 <p>Caixa de Crédito Agrícola Mutuo de Mafra, Crl Contribuinte nº 500903000 Morada Fiscal: Terreiro D. João V - 2640 -492 Mafra Matriculada na Conservatória do Registo Comercial de Mafra, Sob o Nº 500903000 Capital Social : 14.365.360 Eur (variável)</p>		References	Breakdown in table	Carrying amount
				Annex V.Part 1.27 010
LIABILITIES				
010	Financial liabilities held for trading	IFRS 7.8 (e) (ii); IFRS 9.BA.6	8	
020	Derivatives	IFRS 9.Appendix A; IFRS 9.4.2.1(a); IFRS 9.BA.7(a)	10	
030	Short positions	IFRS 9.BA7(b)	8	
040	Deposits	ECB/2013/33 Annex 2.Part 2.9; Annex V.Part 1.36	8	
050	Debt securities issued	Annex V.Part 1.37	8	
060	Other financial liabilities	Annex V.Part 1.38-41	8	
070	Financial liabilities designated at fair value through profit or loss	IFRS 7.8 (e)(i); IFRS 9.4.2.2	8	
080	Deposits	ECB/2013/33 Annex 2.Part 2.9; Annex V.Part 1.36	8	
090	Debt securities issued	Annex V.Part 1.37	8	
100	Other financial liabilities	Annex V.Part 1.38-41	8	
110	Financial liabilities measured at amortised cost	IFRS 7.8(g); IFRS 9.4.2.1	8	153 971 706,94
120	Deposits	ECB/2013/33 Annex 2.Part 2.9; Annex V.Part 1.36	8	153 971 706,94
130	Debt securities issued	Annex V.Part 1.37	8	
140	Other financial liabilities	Annex V.Part 1.38-41	8	
150	Derivatives – Hedge accounting	IFRS 9.6.2.1; Annex V.Part 1.26	11	
160	Fair value changes of the hedged items in portfolio hedge of interest rate risk	IAS 39.89A(b), IFRS 9.6.5.8		
170	Provisions	IAS 37.10; IAS 1.54(l)	43	
180	Pensions and other post employment defined benefit obligations	IAS 19.63; IAS 1.78(d); Annex V.Part 2.9	43	
190	Other long term employee benefits	IAS 19.153; IAS 1.78(d); Annex V.Part 2.10	43	
200	Restructuring	IAS 37.71, 84(a)	43	
210	Pending legal issues and tax litigation	IAS 37.Appendix C. Examples 6 and 10	43	
220	Commitments and guarantees given	IFRS 9.4.2.1(c),(d), 9.5.5, 9.B2.5; IAS 37, IFRS 4, Annex V.Part 2.11	9 12 43	
230	Other provisions	IAS 37.14	43	57 419,05
240	Tax liabilities	IAS 1.54(n-o)		2 394 058,78
250	Current tax liabilities	IAS 1.54(n); IAS 12.5		543 599,15
260	Deferred tax liabilities	IAS 1.54(o); IAS 12.5; CRR art 4(108)		1 850 459,63
270	Share capital repayable on demand	IAS 32 IE 33; IFRIC 2; Annex V.Part 2.12		
280	Other liabilities	Annex V.Part 2.13		1 614 292,42
290	Liabilities included in disposal groups classified as held for sale	IAS 1.54 (p); IFRS 5.38, Annex V.Part 2.14		
300	TOTAL LIABILITIES	IAS 1.9(b); IG 6		158 037 477,19

1. Balance Sheet Statement [Statement of Financial Position]

 <p>Caixa de Crédito Agrícola Mutuo de Mafra, Crl Contribuinte nº 500903000 Morada Fiscal: Terreiro D. João V - 2640 -492 Mafra Matriculada na Conservatória do Registo Comercial de Mafra, Sob o Nº 500903000 Capital Social : 14.365.360 Eur (variável)</p>		References	Breakdown in table	Carrying amount
				Annex V.Part 1.27 010
EQUITY				
010	Capital	IAS 1.54(r), BAD art 22	46	14 354 600,00
020	Paid up capital	IAS 1.78(e)		14 354 600,00
030	Unpaid capital which has been called up			
040	Share premium	IAS 1.78(e); CRR art 4(124)	46	
050	Equity instruments issued other than capital	Annex V.Part 2.18-19	46	
060	Equity component of compound financial instruments	IAS 32.28-29; Annex V.Part 2.18		
070	Other equity instruments issued	Annex V.Part 2.19		
080	Other equity	IFRS 2.10; Annex V.Part 2.20		
090	Accumulated other comprehensive income	CRR art 4(100)	46	
095	Items that will not be reclassified to profit or loss	IAS 1.82A(a)		
100	Tangible assets	IAS 16.39-41		
110	Intangible assets	IAS 38.85-87		
120	Actuarial gains or (-) losses on defined benefit pension plans	IAS 1.7, IG6; IAS 19.120(c)		
122	Non-current assets and disposal groups classified as held for sale	IFRS 5.38, IG Example 12		
124	Share of other recognised income and expense of investments in subsidiaries, joint ventures and associates	IAS 1.IG6; IAS 28.10		
320	Fair value changes of equity instruments measured at fair value through other comprehensive income	IAS 1.7(d); IFRS 9 5.7.5, B5.7.1; Annex V.Part 2.21		
330	Hedge ineffectiveness of fair value hedges for equity instruments measured at fair value through other comprehensive income	IAS 1.7(e); IFRS 9.5.7.5; 6.5.3; IFRS 7.24C; Annex V.Part 2.22		
340	Fair value changes of equity instruments measured at fair value through other comprehensive income [hedged item]	IFRS 9.5.7.5; 6.5.8(b); Annex V.Part 2.22		
350	Fair value changes of equity instruments measured at fair value through other comprehensive income [hedging instrument]	IAS 1.7(e); IFRS 9.5.7.5; 6.5.8(a); Annex V.Part 2.57		
360	Fair value changes of financial liabilities at fair value through profit or loss attributable to changes in their credit risk	IAS 1.7(f); IFRS 9 5.7.7; Annex V.Part 2.23		
128	Items that may be reclassified to profit or loss	IAS 1.82A (a) (ii)		
130	Hedge of net investments in foreign operations [effective portion]	IFRS9.6.5.13(a); IFRS7.24B(b)(ii)(iii); IFRS 7.24C(b)(i)(iv),.24E(a); Annex V.Part 2.24		
140	Foreign currency translation	IAS 21.52(b); IAS 21.32, 38-49		
150	Hedging derivatives. Cash flow hedges reserve [effective portion]	IAS 1.7 (e); IFRS 7.24B(b)(ii)(iii); IFRS 7.24C(b)(i);.24E; IFRS 9.6.5.11(b); Annex V.Part 2.25		
155	Fair value changes of debt instruments measured at fair value through other comprehensive income	IAS 1.7(da); IFRS 9.4.1.2A; 5.7.10; Annex V.Part 2.26		
165	Hedging instruments [not designated elements]	IAS 1.7(g)(h); IFRS 9.6.5.15, 6.5.16; IFRS 7.24 € E (b)(c); Annex V.Part 2.60		
170	Non-current assets and disposal groups classified as held for sale	IFRS 5.38, IG Example 12		
180	Share of other recognised income and expense of investments in subsidiaries, joint ventures and associates	IAS 1.IG6; IAS 28.10		
190	Retained earnings	CRR art 4(123)		
200	Revaluation reserves	IFRS 1.30, D5-D8; Annex V.Part 2.28		5 569 136,03
210	Other reserves	IAS 1.54; IAS 1.78(e)		18 280 484,81
220	Reserves or accumulated losses of investments in subsidiaries, joint ventures and associates accounted for using the equity method	IAS 28.11; Annex V.Part 2.29		
230	Other	Annex V.Part 2.29		18 280 484,81
240	(-) Treasury shares	IAS 1.79(a)(vi); IAS 32.33-34, AG 14, AG 36; Annex V.Part 2.30	46	
250	Profit or loss attributable to owners of the parent	IAS 1.81B (b)(ii)	2	899 639,49
260	(-) Interim dividends	IAS 32.35		
270	Minority interests [Non-controlling interests]	IAS 1.54(q)		
280	Accumulated Other Comprehensive Income	CRR art 4(100)	46	
290	Other items		46	
300	TOTAL EQUITY	IAS 1.9(c), IG 6	46	39 103 860,33
310	TOTAL EQUITY AND TOTAL LIABILITIES	IAS 1.IG6		197 141 337,52